



BOY SCOUTS OF AMERICA®

Prize Mania Guide for “Single Sign-In”




Single Sign-In Steps

For all Popcorn provider sites (Camp Masters, Trial's End, and Pecatonica) we are now integrated and the instructions below will show you how to go directly from their site to the BSA Prize Mania site without having to enter a second password.



The screenshot shows the top portion of a website. At the top left is the Boy Scouts of America logo, a fleur-de-lis with a torch and a shield. To its right is the text "BOY SCOUTS OF AMERICA®" in blue and "SUPPLY GROUP – MARKETING" in red. Below this is a horizontal navigation bar with six blue buttons: "Home", "Shop", "Reports", "Contact Us", "Logout", and an empty button. Under the navigation bar is a breadcrumb trail: "You are here > Home > Prize Category". Below the breadcrumb is a red text prompt: "Your Council's Name will be here". This is followed by a search bar with the placeholder text "Keyword or Item #" and a magnifying glass icon. Below the search bar is a dropdown menu for "Prize Category" with two options: "CHOOSE YOUR PRIZES (383)" and "PROGRAM INSTRUCTIONS (3)". To the right of these options is a red text prompt: "2016 Prize Incentive Program". Below the dropdown menu is a "Favorites" section with a red text prompt: "Please do not place any orders until you" and another red text prompt: "If you have a special request, please sen".

Trail's End Sign In



Trail's End[®]

POPCORN SYSTEM

Username

Password

SIGN IN


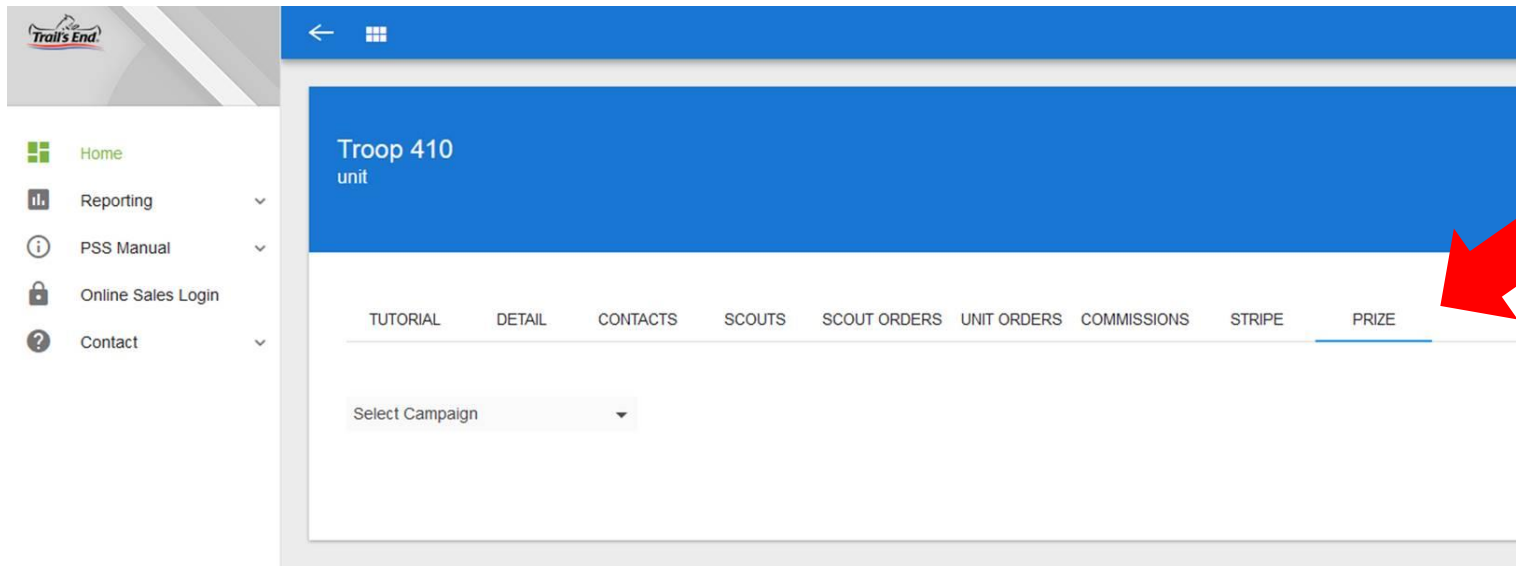
Stay signed in

Password and Username: [Need help?](#)
[Logging in for the first time?](#)

For the best experience, we recommend [Chrome](#) or [Firefox](#) browser.

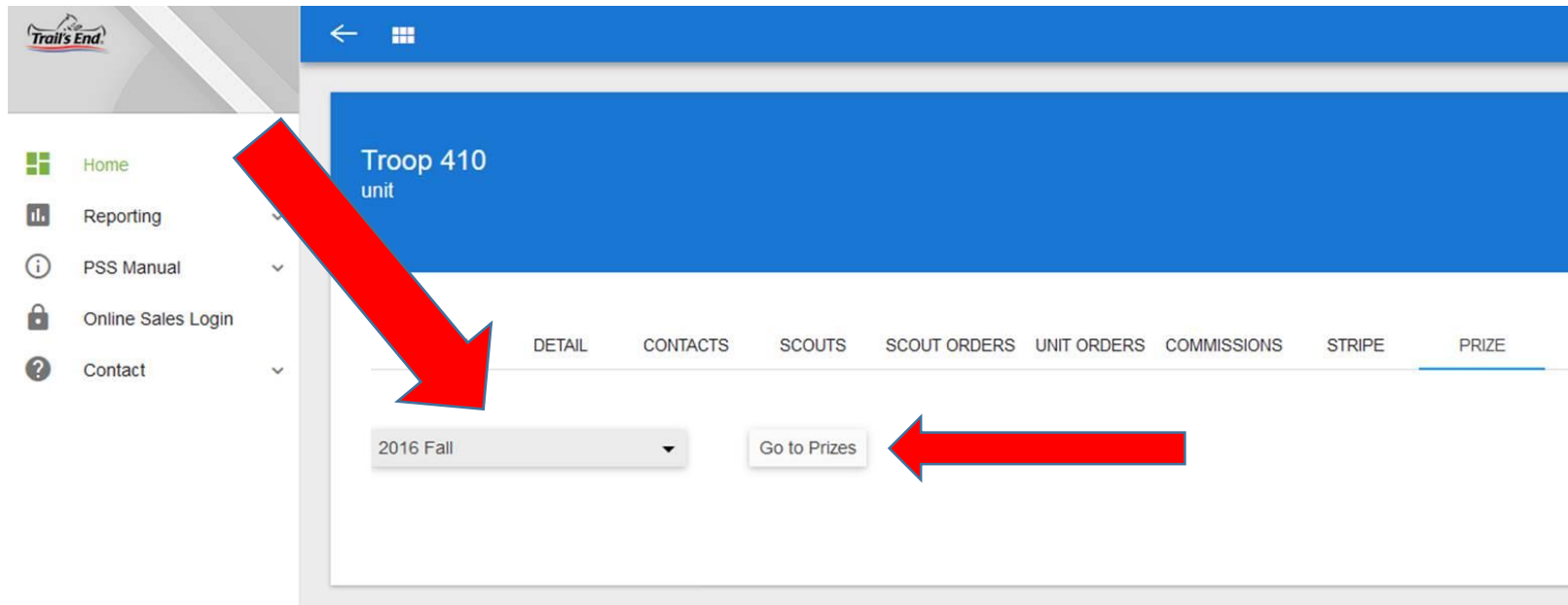
Step 1: Enter your Username and password

Trail's End Sign In



Step 2: Click on Prize

Trail's End Sign In



Step 3: Choose "2016 Fall" in the drop down box

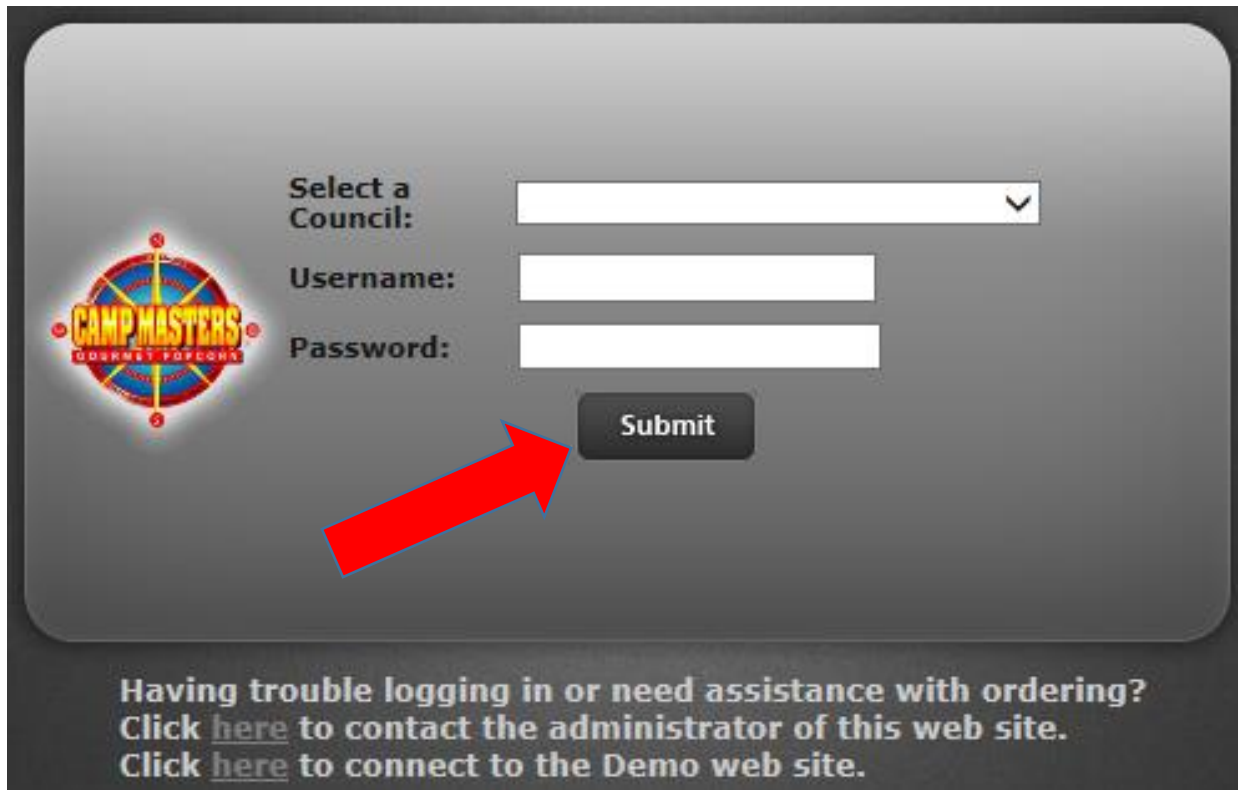
Final Step: Click on the "Go to Prizes" button, this will take you to the BSA Prize Mania site to order prizes and run reports.

Camp Masters Sign In

The screenshot shows the Camp Masters website interface. At the top left is the Camp Masters logo, a compass rose with 'CAMP MASTERS GOURMET POPCORN' in the center. To its right is a blue navigation bar with links: Home, Councils, Leaders, Scout Families, Scouts, and Consumers. Further right is the Boy Scouts of America logo with the slogan 'Prepared. For Life.™'. Below the navigation bar is a vertical menu on the left with the heading 'Maximize Your Sale' and items: Products, Prizes, High Achiever Prizes, How To Order Popcorn, FAQ, and Top Sellers. A large red arrow points to the 'Councils & Units, Order Here.' link. To the right of the menu is a large yellow banner with the text 'FUND YOUR ADVENTURE! MAXIMIZE YOUR POPCORN SALES! TRAINING VIDEO' and a 'CLICK HERE TO WATCH NOW!' button. Below the menu and banner are four smaller promotional boxes: 1. 'Councils & Units, Order Here.' with an image of a laptop and the link 'Council & Unit Ordering'. 2. 'CONSUMERS, support Scouts with your online popcorn purchase!' with an image of a Scout and the link 'PopcornOrdering.com'. 3. 'CAMP MASTERS Quality' with an image of Scouts and the link 'CAMP MASTERS Quality'. 4. 'CAMP MASTERS UNIT KICK OFF CONTEST ENTER HERE!' with an image of a person using a credit card machine and the link 'Unit Kick Off Contest'.

Step 1: Click on the green sign in box shown below

Camp Masters Sign In



The image shows a sign-in form for Camp Masters. On the left is a logo featuring a compass rose with the text "CAMP MASTERS" and "COMMIT TO EXCELLENCE" below it. To the right of the logo are three input fields: a dropdown menu labeled "Select a Council:", a text box labeled "Username:", and another text box labeled "Password:". Below these fields is a dark grey "Submit" button. A large red arrow points from the bottom left towards the "Submit" button. At the bottom of the form, there is a link for assistance: "Having trouble logging in or need assistance with ordering? Click [here](#) to contact the administrator of this web site. Click [here](#) to connect to the Demo web site."

Step 2: Fill in the white boxes with the appropriate information

Final Step: Click the "Submit" button

Pecatonica River Popcorn Sign In



Step 1: Click on “My Account” in the upper right side shown.

Pecatonica River Popcorn Sign In

HOME MY ACCOUNT | LOGOUT

A Scouting Tradition for over 25 years.....
PECATONICA RIVER POPCORN

For best user experience please use Google Chrome

Sign in to PRPopcorn.com

All fields required.

Email

Password

LOGIN

[Forgot password?](#)
[Click to view Scout Boss instructional video](#)

CREATE UNIT PROFILE

Why sign in?

- Place your unit order
- View your order history
- Sign up Scouts for online sales
- Enter Scouts into Winners Circle
- Download your worksheet tool

[About Us](#) | [Helpful Tips](#) | [Nutritional Info](#) | [Privacy Policy](#) | [Contact Us](#)

Copyright 2015 Pecatonica River Popcorn. All rights reserved.


Step 2: Enter your email and Password

Step 3: Click the “LOGIN” button

Pecatonica River Popcorn Sign In

Council Information	Quick Buttons						
	Place Order	View/Edit Orders					
	Enter a Scout for Online Seller ID	View Seller IDs/Online Sales					
	Enter Scout into Winner's Circle	View Winner's Circle Entries					
	Download Worksheet Tool	View/Update Unit Profile					
Important Dates	Order Summary						
	<table border="1"><thead><tr><th>Order Type</th><th>Gross Sales</th></tr></thead><tbody><tr><td>Show n Sell</td><td></td></tr><tr><td>Total</td><td></td></tr></tbody></table>	Order Type	Gross Sales	Show n Sell		Total	
	Order Type	Gross Sales					
	Show n Sell						
Total							
	Click here to claim your prize!						
Page 1 of 3							

Final Step: Click on the indicated button to claim your prizes, this will take you to the BSA Prize Mania site to order prizes and run reports.





BOY SCOUTS OF AMERICA®

Questions

If you have any questions please reach out to your Territory Manager or Customer Service at 800-323-0736 and they can guide you through the login process.